

РУКОВОДСТВО ПО ЭКСПЛУАТАЦИИ

По вопросам продаж и поддержки обращайтесь

Алматы (7273)495-231
Ангарск (3955)60-70-56
Архангельск (8182)63-90-72
Астрахань (8512)99-46-04
Барнаул (3852)73-04-60
Белгород (4722)40-23-64
Благовещенск (4162)22-76-07
Брянск (4832)59-03-52
Владивосток (423)249-28-31
Владикавказ (8672)28-90-48
Владимир (4922)49-43-18
Волгоград (844)278-03-48
Вологда (8172)26-41-59
Воронеж (473)204-51-73
Екатеринбург (343)384-55-89
Иваново (4932)77-34-06
Ижевск (3412)26-03-58
Иркутск (395)279-98-46
Казань (843)206-01-48

Калининград (4012)72-03-81
Калуга (4842)92-23-67
Кемерово (3842)65-04-62
Киров (8332)68-02-04
Коломна (4966)23-41-49
Кострома (4942)77-07-48
Краснодар (861)203-40-90
Красноярск (391)204-63-61
Курск (4712)77-13-04
Курган (3522)50-90-47
Липецк (4742)52-20-81
Магнитогорск (3519)55-03-13
Москва (495)268-04-70
Мурманск (8152)59-64-93
Набережные Челны (8552)20-53-41
Нижний Новгород (831)429-08-12
Новокузнецк (3843)20-46-81
Ноябрьск (3496)41-32-12
Новосибирск (383)227-86-73

Омск (3812)21-46-40
Орел (4862)44-53-42
Оренбург (3532)37-68-04
Пенза (8412)22-31-16
Петрозаводск (8142)55-98-37
Псков (8112)59-10-37
Пермь (342)205-81-47
Ростов-на-Дону (863)308-18-15
Рязань (4912)46-61-64
Самара (846)206-03-16
Саранск (8342)22-96-24
Санкт-Петербург (812)309-46-40
Саратов (845)249-38-78
Севастополь (8692)22-31-93
Симферополь (3652)67-13-56
Смоленск (4812)29-41-54
Сочи (862)225-72-31
Ставрополь (8652)20-65-13
Сургут (3462)77-98-35

Сыктывкар (8212)25-95-17
Тамбов (4752)50-40-97
Тверь (4822)63-31-35
Тольятти (8482)63-91-07
Томск (3822)98-41-53
Тула (4872)33-79-87
Тюмень (3452)66-21-18
Ульяновск (8422)24-23-59
Улан-Удэ (3012)59-97-51
Уфа (347)229-48-12
Хабаровск (4212)92-98-04
Чебоксары (8352)28-53-07
Челябинск (351)202-03-61
Череповец (8202)49-02-64
Чита (3022)38-34-83
Якутск (4112)23-90-97
Ярославль (4852)69-52-93

Россия +7(495)268-04-70

Казахстан +7(7172)727-132

Киргизия +996 (312)96-26-47

Адрес: <https://jdc.nt-rt.ru/> || эл . почта: jcd@nt-rt.ru

SKYWATCH®

SWISS  MADE

WIND

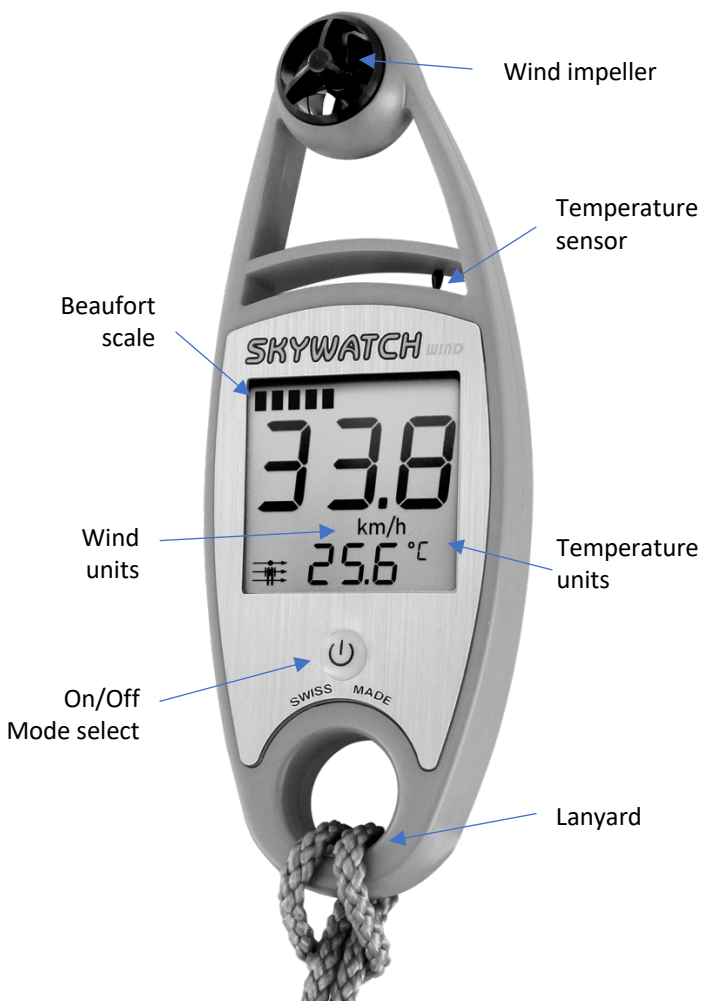
USER GUIDE

GETTING STARTED

Thank you for purchasing this Swiss-designed and Swiss-manufactured wind instrument. To obtain the best results, please read the instructions and follow the usage precautions. This instrument is designed as an aid to users who are in an open-air environment, but IT CANNOT replace advice and warnings from the local weather station.

Open-air climatic conditions can sometimes change quite dramatically, and this can happen very quickly indeed. Sunny weather can, for example, change to thunderstorm conditions in the space of half an hour and sometimes less. You should therefore always follow basic safety rules whenever you undertake open air activity.

SKYWATCH WIND KEY FEATURES



SWITCHING ON

To switch on the SKYWATCH® Wind press briefly on the button. The instrument switches on and displays the software version after which the instrument enters the last mode displayed before the instrument was switched off (for first-time use this defaults to actual and maximum wind speed).

SWITCHING OFF

Switching off automatically (Auto-off)

The SKYWATCH® Wind switches off automatically one minute after either the button was last pressed or after the last non-zero wind speed measurement.

Switching off manually

To switch the SKYWATCH® Wind off manually (valid in every mode), hold the button depressed until the display flashes briefly and it switches off, then release.

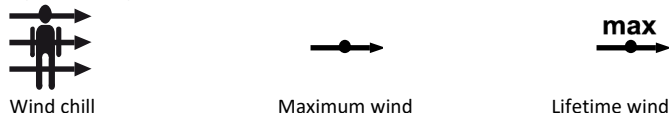
DISPLAY MODES

Momentary pressure on the button allows you to move between the display modes

Modes

1. Wind + maximum wind speed
2. Wind + lifetime maximum wind speed
3. Wind + temperature
4. Wind + wind chill (perceived temperature)

Symbol key



MEASUREMENT

Selection of wind units (modes 1 & 2)

Switch between units by repeated longer button presses whilst observing the LCD display: **km/h** (kilometers per hour), **mph** (miles per hour) **knots** (nautical miles per hour) and **m/s** (meters per second). When the unit of choice appears, release the button.

Selection of temperature units (modes 3 & 4)

Switch between units by repeated longer button presses whilst observing the LCD display: **°C** or **°F**. When the unit of choice appears, release the button.

Wind speed

Maximum wind speed is measured since the last power-on; **Lifetime maximum** wind speed is measured since the last manual reset (holding the power button for longer than two seconds resets it to zero). For the measurement to be as exact as possible align the instrument along the axis of the wind.

TECHNICAL SPECIFICATIONS

Wind	
Units of measurement	m/s, km/h, m.p.h., knots, Beaufort (bar graph)
Resolution	to the tenth decimal place up to 99.9, then to the unit
Precision	± 3 % F.S.
Measuring range	3 to 185 km/h
Measurement cycle	One measurement / 0.5s
Temperature	
Units	°C, °F
Resolution	to one-tenth of a degree
Measurement cycle	One measurement / 0.5s
Precision	± 0.3°C at 20°C / ± 0.5°C from -30 to +70°C
Measuring range	from -30°C to +70°C

BATTERY

Your SKYWATCH® Wind is powered by a factory-fitted 3V lithium battery designed for at least 250,000 measurements. Please ensure that the unit is correctly recycled in accordance with the applicable regulations.

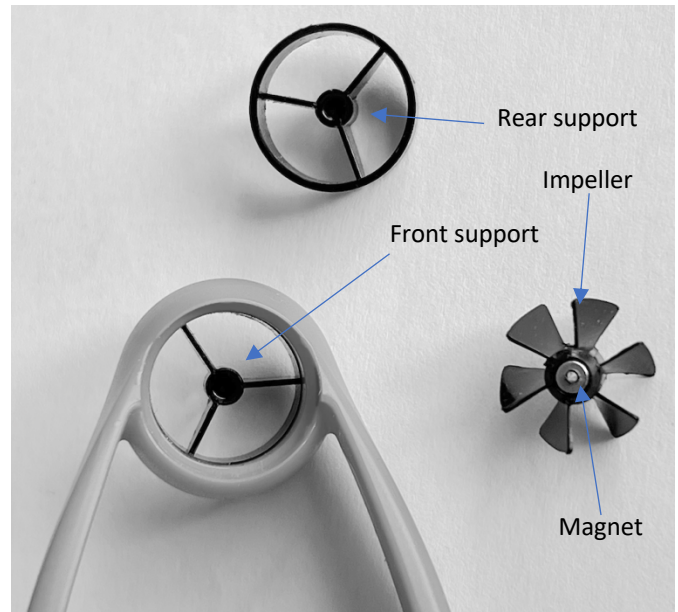
MAINTENANCE

The design and manufacture of this instrument have been the subject of a great deal of care. To make best use of the proposed functions you are advised to use the instrument in accordance with the following observations:

- Avoid at all costs items such as hair, thread, sand or other dust materials getting into the impeller, as they could cause defective rotation of the impeller and therefore a loss of precision. If a hair or a piece of thread should manage to get into the impeller, extract it gently using tweezers; in the case of dust or sand, you can run clean water over the impeller.
- Avoid touching the temperature sensor.
- Avoid exposing the instrument to extreme climatic conditions for over-long periods. While it uses components resistant to such temperatures, we recommend that you do not expose your instrument to strong sources of heat, for example under the windscreen of a vehicle.
- Avoid careless use or sharp impacts.
- DO NOT EXPOSE the instrument to powerful chemicals. Such products could damage it.



IMPELLER REPLACEMENT



To replace the impeller gently remove the rear support using a pair of fine pliers. Insert the new impeller so the magnet is facing to the rear of the unit. Gently press the rear support back into place. Avoid touching the sharp impeller shaft.

DISCLAIMER

JDC ELECTRONIC SA will in no way be held responsible for any consequences, direct or indirect, or for any prejudice, which might result from the use of this instrument.

IMPORTANT DISPOSAL INFORMATION

The article, its packaging and the battery supplied have been manufactured from valuable materials that can be recycled. Recycling reduces the amount of refuse and helps to preserve the environment.

Dispose of the packaging at a recycling point which sorts materials by type. Make use of the local facilities provided for collecting paper, cardboard and lightweight packaging by type.



Devices, marked with this symbol must not be disposed of along with household refuse! You are legally bound to dispose of old devices separately from household refuse.

Information about collection points where old devices can be disposed of free of charge is available from your local authorities.



Batteries must not be disposed of along with household refuse!

You are legally bound to dispose of spent batteries and rechargeable batteries at a local authority collection point or return them to a battery retailer.

Batteries marked with these letters contain among others the following harmful substances:

Pb=lead, Cd=cadmium, Hg=mercury.

По вопросам продаж и поддержки обращайтесь

Алматы (7273)495-231
Ангарск (3955)60-70-56
Архангельск (8182)63-90-72
Астрахань (8512)99-46-04
Барнаул (3852)73-04-60
Белгород (4722)40-23-64
Благовещенск (4162)22-76-07
Брянск (4832)59-03-52
Владивосток (423)249-28-31
Владикавказ (8672)28-90-48
Владимир (4922)49-43-18
Волгоград (844)278-03-48
Вологда (8172)26-41-59
Воронеж (473)204-51-73
Екатеринбург (343)384-55-89
Иваново (4932)77-34-06
Ижевск (3412)26-03-58
Иркутск (395)279-98-46
Казань (843)206-01-48

Калининград (4012)72-03-81
Калуга (4842)92-23-67
Кемерово (3842)65-04-62
Киров (8332)68-02-04
Коломна (4966)23-41-49
Кострома (4942)77-07-48
Краснодар (861)203-40-90
Красноярск (391)204-63-61
Курск (4712)77-13-04
Курган (3522)50-90-47
Липецк (4742)52-20-81
Магнитогорск (3519)55-03-13
Москва (495)268-04-70
Мурманск (8152)59-64-93
Набережные Челны (8552)20-53-41
Нижний Новгород (831)429-08-12
Новокузнецк (3843)20-46-81
Ноябрьск (3496)41-32-12
Новосибирск (383)227-86-73

Омск (3812)21-46-40
Орел (4862)44-53-42
Оренбург (3532)37-68-04
Пенза (8412)22-31-16
Петрозаводск (8142)55-98-37
Псков (8112)59-10-37
Пермь (342)205-81-47
Ростов-на-Дону (863)308-18-15
Рязань (4912)46-61-64
Самара (846)206-03-16
Саранск (8342)22-96-24
Санкт-Петербург (812)309-46-40
Саратов (845)249-38-78
Севастополь (8692)22-31-93
Симферополь (3652)67-13-56
Смоленск (4812)29-41-54
Сочи (862)225-72-31
Ставрополь (8652)20-65-13
Сургут (3462)77-98-35

Сыктывкар (8212)25-95-17
Тамбов (4752)50-40-97
Тверь (4822)63-31-35
Тольятти (8482)63-91-07
Томск (3822)98-41-53
Тула (4872)33-79-87
Тюмень (3452)66-21-18
Ульяновск (8422)24-23-59
Улан-Удэ (3012)59-97-51
Уфа (347)229-48-12
Хабаровск (4212)92-98-04
Чебоксары (8352)28-53-07
Челябинск (351)202-03-61
Череповец (8202)49-02-64
Чита (3022)38-34-83
Якутск (4112)23-90-97
Ярославль (4852)69-52-93

Россия +7(495)268-04-70

Казахстан +7(7172)727-132

Киргизия +996(312)96-26-47

Адрес: <https://jdc.nt-rt.ru/> || эл . почта: jcd@nt-rt.ru